

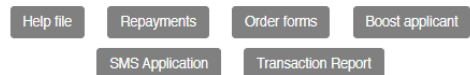
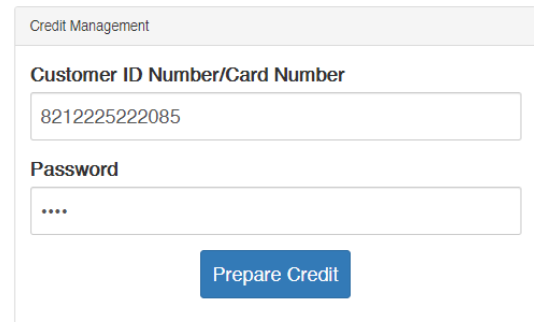
How to process a transaction

Follow the simple steps below:

1. Enter Customer's ID Number.
2. Enter Store Password.
3. Click "Prepare Credit".

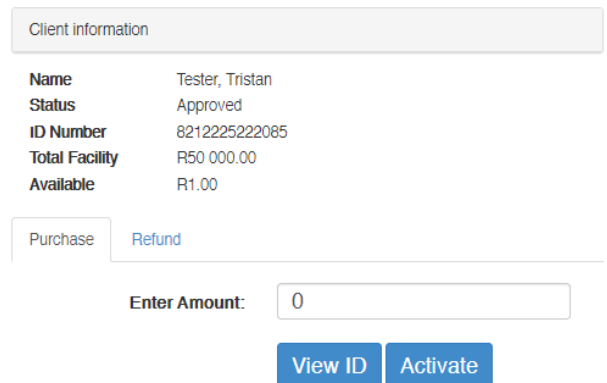
You can also:

- Order more marketing material.
- Calculate monthly repayments for customers.
- Request to prioritise a customer's application.
- Send an online application link directly to a customer.

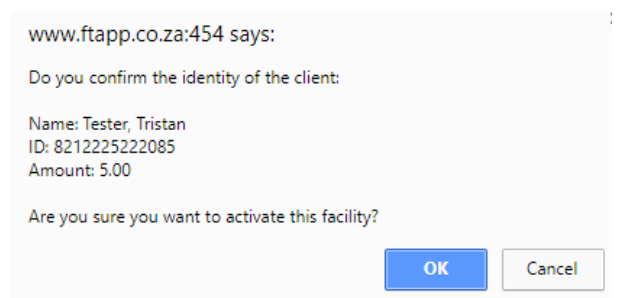


Call centre: 087 2100 336. partners@fevertreefinance.co.za

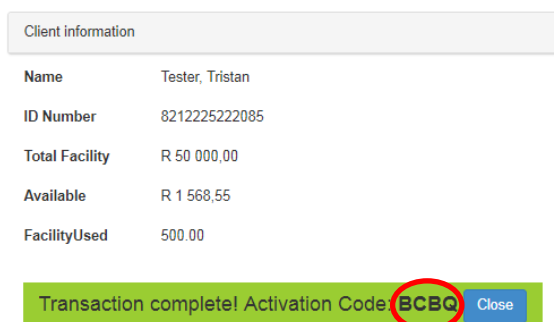
4. Check if customer has funds available.
5. Enter Amount.
6. Click on "View ID".
7. View ID and confirm against the customer.
8. Click "Activate" to process the transaction.



9. Confirm Details and Click "OK"



10. You can save the transaction code as a reference for the transaction. This will also be emailed to you.



**Please remember to capture the activation code above as a reference against the transaction.

Call us on 087 2100 336 or email us on partners@fevertreefinance.co.za if you have any questions